



## Yuasa Ficha Técnica

### Yuasa YBX3627 - Super Heavy Duty Battery

#### Rendimiento

Tensión	12V
Capacidad (20 horas)	143Ah
Capacidad Arranque Amperios (EN1)	900A

#### Dimensiones

Largo	513mm
Ancho	189mm
Alto	223mm



#### Peso

Peso con Acido	36.6kg
----------------	--------

#### Características

Tipo de Caja	DIN A
Borne	3
Fijación	N
Indicador de Carga	✓
Asas	✓
Sellada	SMF doble tapa

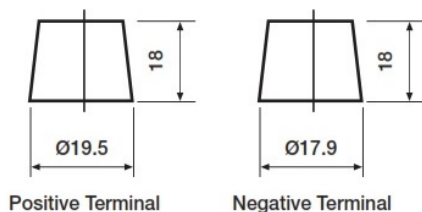
#### Tecnología

Regulador gases	✓
Tecnología	Ca/Ca
Carga recomendada	7A
Performance Marking	W3-C2-V4-E2

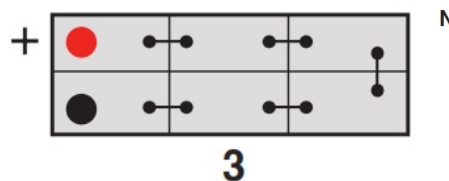
#### Tipo de terminal

##### T1

Standard DIN Post



#### Esquema



#### Fijación



Fecha de emisión: 07/05/2021 - E&EO



## Yuasa Technical Data Sheet

### Yuasa YBX3627 - Super Heavy Duty Battery

#### Performance

Voltage	12V
Capacity (20-hour)	143Ah
Cold Cranking Amps (EN1)	900A

#### Dimensions

Length	513mm
Width	189mm
Height	223mm



#### Weights & Measures

Mean Weight with Acid	36.6kg
-----------------------	--------

#### Container Features

Case Type	DIN A
Cell Layout	3
Hold Down	N
State of Charge Indicator	✓
Handles	✓
Lid Type	SMF Double Lid

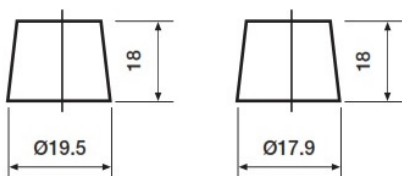
#### Technology

Flame Arrestor Technology	✓
Recommended Charge Rate	Ca/Ca 7A
Performance Marking	W3-C2-V4-E2

#### Terminal Type

##### T1

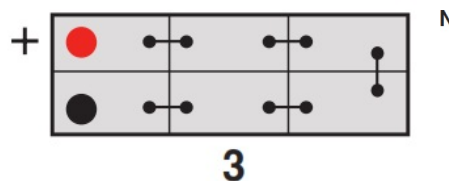
Standard DIN Post



Positive Terminal

Negative Terminal

#### Cell Assembly Layout



#### Battery Hold-down



Data Sheet generated on 07/05/2021 - E&OE